


Partial Strike Perforating Tool (571 40 571)




1x



571 58 076
opposite side support
l = 40 mm

Note: This part helps to spread out pressing forces to the whole width of the tool. If you perforate only right side of the sheet, place this part towards left side. And viceversa.

3x



571 58 061
perforating knife
l = 80 mm


571 40 571 Partial Strike Perforating Tool

Comes with 6 perf knives and side support

1x opposite side support (571 58 076) and
1x perforating knife 240 mm (571 58 059)
are installed in the tool

Remaining 5 perforating knives come
packed separately


2x




571 58 060
perforating knife
l = 160 mm



1x



571 58 059
perforating knife
l = 240 mm



Tool comes with 240 mm perf knife and opposite side support installed.



Knives changed - 80 mm and 160 mm knives installed in this example.

opposite side support
l = 40 mm

perforating knife
l = 160 mm



Example of knife registration with respect to the graphics layout

perforating knife
l = 80 mm

perforating knife
l = 160 mm



Example of knife registration with respect to the graphics layout

perforating knife
l = 80 mm

perforating knife
l = 160 mm



Example of knife registration with respect to the graphics layout

opposite side support
l = 40 mm

perforating knife
l = 240 mm





Example of knife registration with respect to the graphics layout

perforating knife
l=240 mm

opposite side support
l = 40 mm



Example of knife registration with respect to the graphics layout




RESULT

Partial strike perforating tool in combination with 2x rotary perforating knives (AirSped 450 only)



To align knife and sheet position precisely you can also move side guides with sheets, instead of changing position of knives inside the tool.




Watch AirSpeed 450 on YouTube



Time 6:55 - 7:13

SEGMENT
PERFORATION



Contact us for more information
info@cyklos.cz